


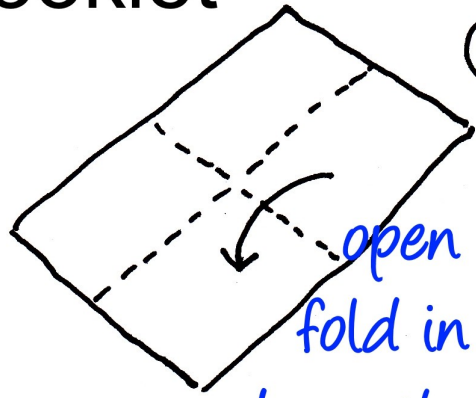
How to fold your booklet

①



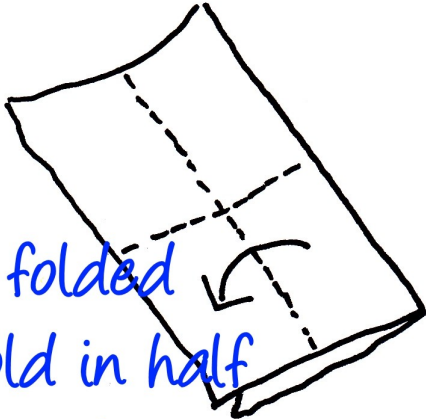
fold paper
in half
down the length

②



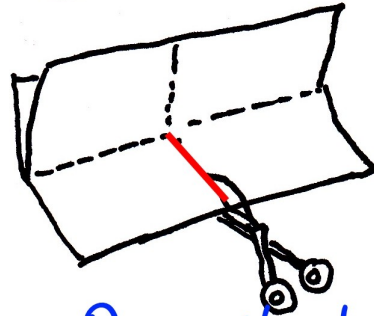
open then
fold in half
down the width

③



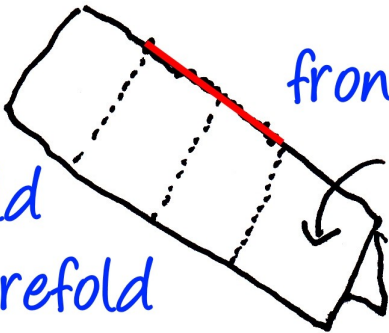
Leave folded
and fold in half
again in the same
direction.

④



Open the last fold
and cut the central
crease to the middle


⑤



Unfold
then refold
lengthways


front cover
here

⑥



Pull out
the flaps

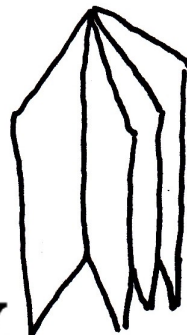
⑦



Push flaps flat

cover

⑧



Fold over to
make book